

Scaled data based on original data using  
LM-79-08 Approved Method: Electrical and Photometric Measurements of Solid-  
State Lighting Products

Test Report Prepared for  
Cooper Lighting Solutions  
(formerly Eaton)

Brand: STREETWORKS

Report Number: P456922

Luminaire Tested: **GLAN-SA8B-727-U-AFL**

Issue Date: 1/4/2021

**Test Information**

Test Method: LM-79-08  
Report Number: P456922  
TEST IS SCALED FROM IESNA LM-79-08 TEST DATA (G3-2011-042-24)  
Test Lab: INNOVATION CENTER  
Issue Date: 1/4/2021  
Manufacturer: COOPER LIGHTING SOLUTIONS (FORMERLY EATON)  
Product Line: STREETWORKS  
Catalog Number: GLAN-SA8B-727-U-AFL  
Description: GALLEON AREA AND ROADWAY LUMINAIRE  
(8) 70 CRI, 2700K, 800mA LIGHTSQUARES WITH 16 LEDS EACH AND AUTOMOTIVE FRONTLINE OPTICS  
Light Source: -  
Ballast/Driver: ELECTRONIC DRIVER

**Summary**

Lumens per Lamp: N/A  
Luminaire Lumens: 38803 lumens  
Efficiency: N/A  
Efficacy: 119.4 lumens/watt  
Luminous Opening: Rectangular (W 1.5' x L: 1.5' x H: 0')  
IES Classification: Type II - Short  
BUG Rating: B3 - U0 - G3

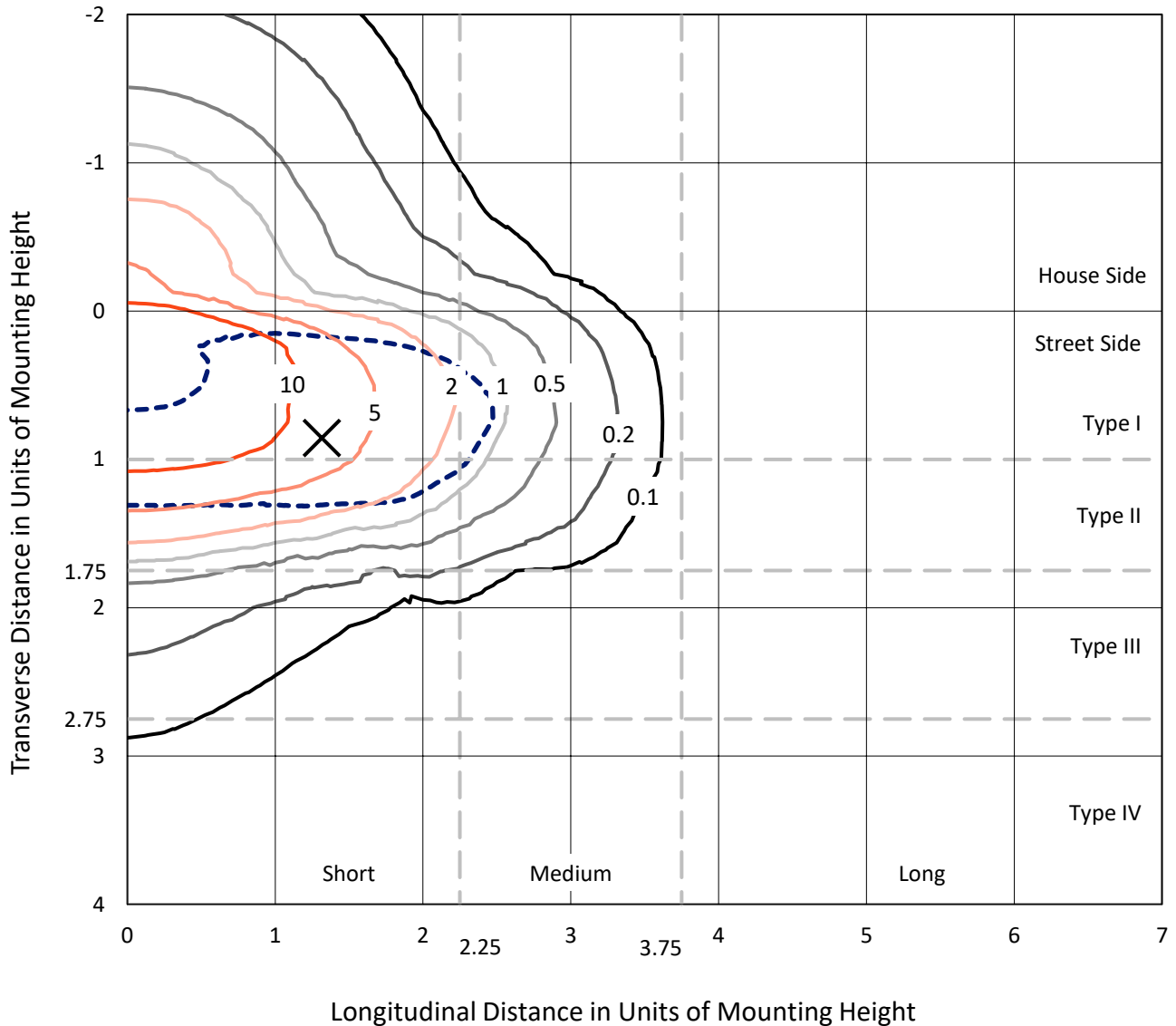
Input Watts (W): 325  
Input Voltage (V): NR  
Input Current (A<sub>in</sub>): NR  
Voltage Rise (V): NR  
Power Factor: NR  
Total Harmonic Distortion (THDi): NR  
Frequency (hertz): 60  
Stabilization Time: NR  
Operation Time: NR  
Ambient Temperature (°C): NR  
Test Distance: 24 FT



REPORT NUMBER: P456922  
 CATALOG NUMBER: GLAN-SA8B-727-U-AFL

### Iso-Footcandle Lines of Horizontal Illumination

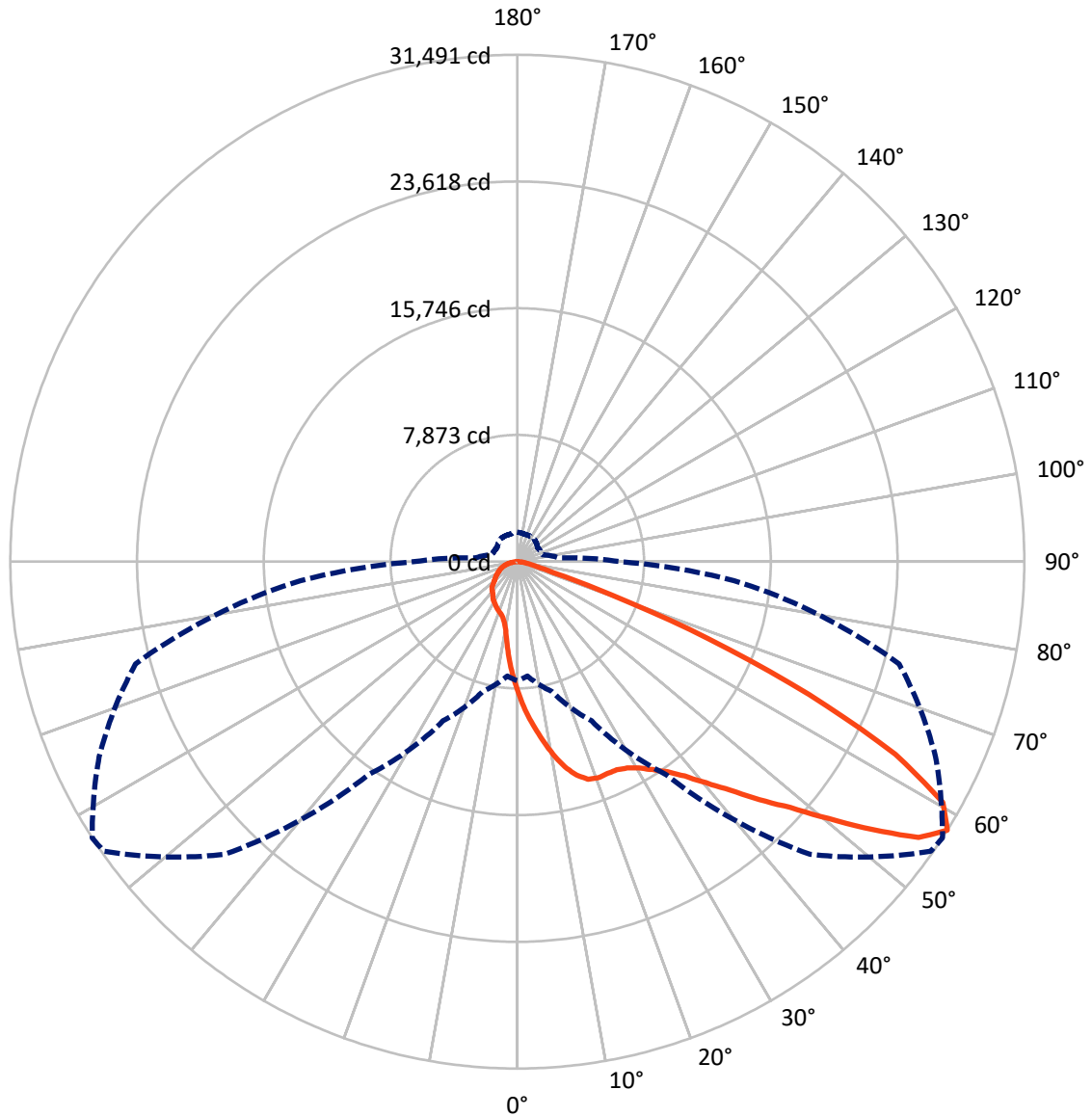
✕ Max cd  
 - - - 1/2 Max cd



Based on 25 foot mounting height. Maximum calculated value = 19.8 fc  
 Type II - Short - N/A

REPORT NUMBER: P456922  
CATALOG NUMBER: GLAN-SA8B-727-U-AFL

### Luminous Intensity Polar Plot



— Vertical Plane Through 57-Deg Lateral      - - - Horizontal Cone Through 57.5-Deg Vertical

REPORT NUMBER: P456922

CATALOG NUMBER: GLAN-SA8B-727-U-AFL

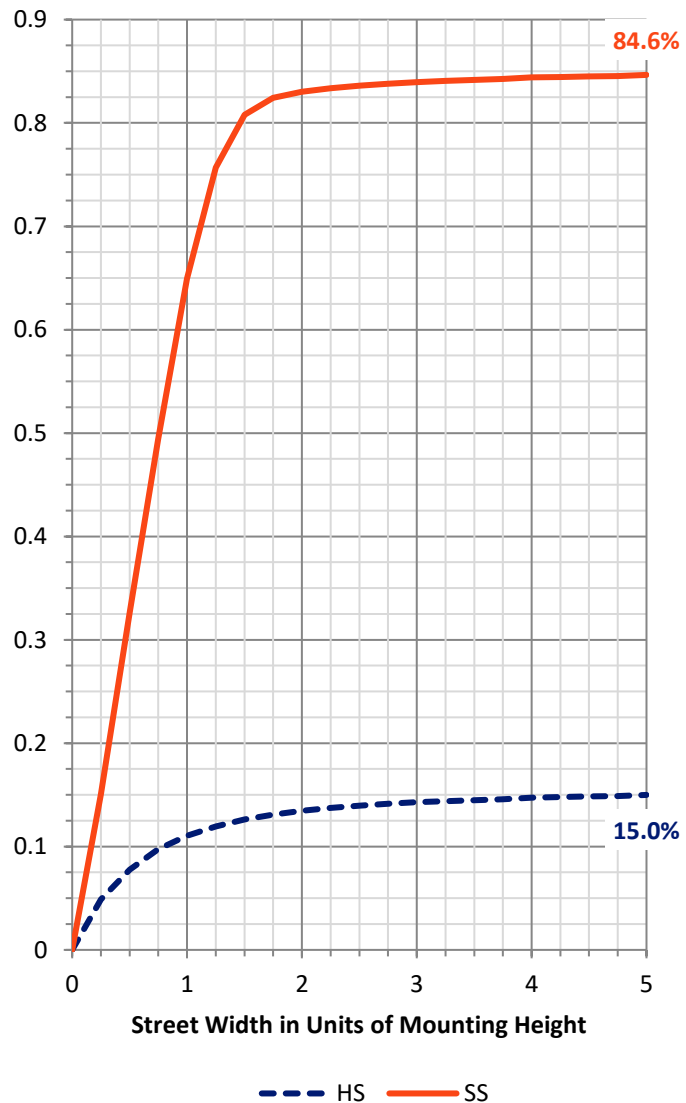
**FLUX DISTRIBUTION:**

		Downward	Upward	Total
<b>House Side</b>	Lumens	5900.8	0.0	5900.8
	% Fixture	15.2	0.0	15.2
<b>Street Side</b>	Lumens	32902.2	0.0	32902.2
	% Fixture	84.8	0.0	84.8
<b>Total</b>	Lumens	38803.0	0.0	38803.0
	% Fixture	100.0	0.0	100.0

**Coefficient of Utilization**

**ZONAL LUMENS:**

Zone	Lumens	% Fixture
0°-10°	783.5	2.0
10°-20°	2309.0	6.0
20°-30°	3834.1	9.9
30°-40°	5775.3	14.9
40°-50°	8671.1	22.3
50°-60°	9719.2	25.0
60°-70°	5688.2	14.7
70°-80°	1682.5	4.3
80°-90°	340.1	0.9
90°-100°	0.0	0.0
100°-110°	0.0	0.0
110°-120°	0.0	0.0
120°-130°	0.0	0.0
130°-140°	0.0	0.0
140°-150°	0.0	0.0
150°-160°	0.0	0.0
160°-170°	0.0	0.0
170°-180°	0.0	0.0
0°-90°	38803.0	100.0
0°-180°	38803.0	100.0



REPORT NUMBER: P456922

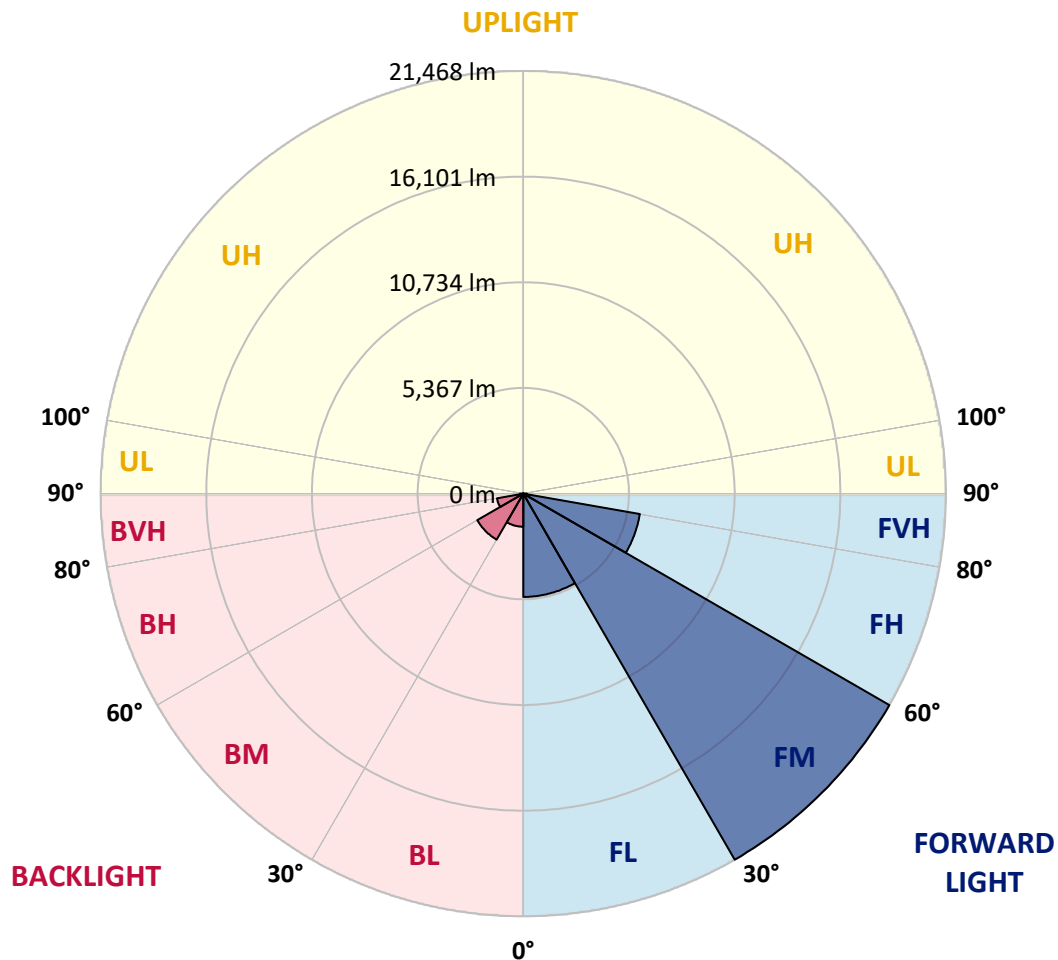
CATALOG NUMBER: GLAN-SA8B-727-U-AFL

**LUMINAIRE CLASSIFICATION SYSTEM LUMEN TABLE AND BUG RATING:**

Zone		Lumens	% Fixture	Zone Rating/Lumen Limit		
				B	U	G
FL	(0°-30°)	5245.3	13.5			
FM	(30°-60°)	21467.5	55.3			
FH	(60°-80°)	6012.9	15.5			G3/7500
FVH	(80°-90°)	176.5	0.5			G2/225
BL	(0°-30°)	1681.4	4.3	B3/2500		
BM	(30°-60°)	2698.1	7.0	B3/5000		
BH	(60°-80°)	1357.8	3.5	B3/2500		G3/2500
BVH	(80°-90°)	163.6	0.4			G2/225
UL	(90°-100°)	0.0	0.0		U0/0	
UH	(100°-180°)	0.0	0.0		U0/0	

**BUG Rating: B3-U0-G3**

Type II Short





REPORT NUMBER: P456922

CATALOG NUMBER: GLAN-SA8B-727-U-AFL

**CANDELA DISTRIBUTION (FULL):**

	0°	5°	15°	25°	35°	45°	55°	57°	65°	75°	85°
0°	8152.1	8152.1	8152.1	8152.1	8152.1	8152.1	8152.1	8152.1	8152.1	8152.1	8152.1
2.5°	10129.5	10019.1	9932.0	9855.5	9755.7	9486.0	9216.2	9212.0	8997.4	8666.1	8326.2
5°	11779.9	11631.2	11650.4	11412.5	11174.6	10783.8	10212.4	10182.6	9726.0	9105.8	8474.9
7.5°	12854.7	12856.8	12797.3	12661.4	12404.4	11960.5	11312.6	11166.1	10531.0	9590.0	8644.8
10°	12799.5	12856.8	12956.6	13073.5	13152.1	12933.3	12342.8	12164.4	11338.1	10176.3	8833.9
12.5°	12064.5	12153.8	12296.1	12589.2	13062.8	13423.9	13222.2	13077.7	12272.7	10760.4	9042.0
15°	11605.8	11658.9	11737.4	11935.0	12444.8	13309.2	13831.7	13755.3	13154.2	11421.0	9275.7
17.5°	11465.6	11518.7	11544.2	11665.2	12028.4	12914.2	14071.8	14207.7	13935.8	12028.4	9511.5
20°	11605.8	11631.2	11631.2	11703.5	11988.1	12682.6	14061.1	14335.1	14577.3	12757.0	9732.4
22.5°	11973.2	11983.8	11969.0	11994.5	12206.9	12746.4	13961.3	14301.2	15095.6	13375.1	9904.4
25°	12570.1	12587.1	12489.4	12429.9	12584.9	13026.7	14016.5	14328.8	15501.2	13965.6	10019.1
27.5°	13247.6	13268.9	13149.9	13011.9	13084.1	13373.0	14233.2	14513.6	15805.0	14547.6	10091.3
30°	14078.1	14086.6	13887.0	13721.3	13674.6	13889.1	14602.8	14864.0	16183.1	15233.6	10199.6
32.5°	14927.8	14991.5	14734.5	14500.8	14422.2	14488.1	15148.7	15401.4	16633.4	15970.7	10373.8
35°	16083.2	16093.9	15785.9	15501.2	15242.1	15327.1	15847.5	16030.1	17255.7	16822.4	10620.2
37.5°	17525.5	17623.2	17198.4	16667.3	16348.7	16225.5	16692.8	16892.5	18128.7	17867.4	10991.9
40°	19127.0	19163.1	18799.9	18468.5	17886.5	17529.7	17852.6	18069.2	19205.6	19114.2	11423.1
42.5°	20133.8	20212.4	20240.0	20206.0	19768.4	19169.5	19292.7	19394.6	20480.0	20284.6	11864.9
45°	20473.6	20590.4	20985.5	21822.4	21869.1	21278.6	20991.9	21089.6	21869.1	21465.6	12287.6
47.5°	19910.8	20110.4	20839.0	22555.2	23840.2	23884.8	23020.3	22805.8	23135.0	22444.7	12593.4
50°	18455.8	18498.3	19613.4	22098.5	24764.2	26376.3	25482.1	25082.8	24337.3	23169.0	12803.7
52.5°	16204.3	16253.2	17187.7	19976.6	24194.9	28118.0	28362.3	27648.6	25558.6	23731.9	12941.8
55°	12028.4	12310.9	13339.0	16034.4	21497.4	27954.5	30652.0	30246.3	27034.8	24177.9	13158.4
57.5°	7395.9	7136.8	8356.0	10909.1	16168.2	25707.3	31359.3	31491.0	28659.7	24551.8	13521.6
60°	3402.7	3453.7	3957.1	5626.6	9855.5	20110.4	29536.9	30369.5	29558.1	24539.0	13613.0
62.5°	2344.9	2298.2	2170.8	2470.3	4494.5	12718.8	24949.0	26359.3	27757.0	23776.5	13249.8
65°	2096.4	2049.7	1803.3	1720.5	2064.6	5543.7	18137.2	19917.1	23370.8	21852.1	12344.9
67.5°	1958.4	1894.6	1639.8	1478.3	1474.1	2206.9	10694.5	12837.7	17334.3	18474.9	10696.7
70°	1813.9	1763.0	1510.2	1331.8	1255.3	1387.0	4700.5	6153.3	11255.3	13313.5	8332.6
72.5°	1669.5	1610.0	1382.8	1191.6	1091.8	1038.7	1801.2	2342.8	6359.4	7982.1	5108.3
75°	1459.2	1429.5	1236.2	1079.0	970.7	839.0	1142.7	1304.2	3041.6	3666.1	2563.7
77.5°	1276.5	1244.7	1098.1	943.1	864.5	681.8	811.4	885.7	1282.9	1486.8	1157.6
80°	934.6	966.4	926.1	832.6	771.0	535.3	545.9	607.5	762.5	843.2	707.3
82.5°	592.6	652.1	713.7	641.5	584.1	422.7	378.1	401.4	520.4	552.3	314.4
85°	248.5	252.8	414.2	390.8	333.5	250.6	227.3	240.0	278.2	291.0	146.6
87.5°	95.6	93.5	146.6	135.9	104.1	72.2	72.2	80.7	110.5	102.0	46.7
90°	0.0	0.0	0.0	0.0	0.0	0.0	0.0	0.0	0.0	0.0	0.0



REPORT NUMBER: P456922  
 CATALOG NUMBER: GLAN-SA8B-727-U-AFL

**CANDELA DISTRIBUTION (continued):**

	90°	95°	105°	115°	125°	135°	145°	155°	165°	175°	180°
0°	8152.1	8152.1	8152.1	8152.1	8152.1	8152.1	8152.1	8152.1	8152.1	8152.1	8152.1
2.5°	8179.7	8028.9	7729.4	7357.7	7085.8	6779.9	6510.2	6316.9	6244.7	6210.7	6147.0
5°	8173.3	7875.9	7255.7	6605.8	6083.3	5548.0	5095.6	4802.5	4777.0	4581.6	4562.4
7.5°	8175.4	7720.9	6733.2	5777.4	4980.9	4432.9	4059.0	3961.3	3844.5	3814.8	3829.6
10°	8181.8	7523.4	6172.5	4957.5	4186.5	3827.5	3687.3	3649.1	3653.3	3666.1	3668.2
12.5°	8190.3	7332.2	5590.5	4335.2	3740.4	3591.8	3576.9	3610.9	3647.0	3674.6	3681.0
15°	8200.9	7113.4	5023.4	3833.9	3517.4	3504.7	3553.5	3610.9	3661.8	3702.2	3708.6
17.5°	8188.2	6858.5	4547.6	3525.9	3394.2	3455.8	3536.5	3608.7	3655.5	3693.7	3698.0
20°	8158.4	6573.9	4088.8	3309.3	3317.8	3417.6	3504.7	3572.6	3623.6	3642.7	3657.6
22.5°	8043.7	6234.1	3689.5	3141.5	3226.4	3364.5	3468.6	3508.9	3451.6	3411.2	3421.8
25°	7848.3	5792.3	3317.8	3005.5	3143.6	3290.1	3396.3	3298.6	3251.9	3234.9	3243.4
27.5°	7604.1	5308.0	3037.4	2863.2	3037.4	3207.3	3177.6	3160.6	3139.3	3111.7	3118.1
30°	7340.7	4834.3	2799.5	2752.8	2922.7	3020.4	3033.1	3060.7	3037.4	2994.9	3011.9
32.5°	7096.4	4388.3	2618.9	2659.3	2842.0	2827.1	2922.7	2954.5	2846.2	2703.9	2710.3
35°	6888.3	3974.1	2483.0	2568.0	2703.9	2710.3	2805.9	2695.4	2578.6	2510.6	2514.9
37.5°	6731.1	3651.2	2393.8	2489.4	2527.6	2608.3	2557.3	2500.0	2485.1	2438.4	2440.5
40°	6637.6	3368.7	2336.4	2427.8	2421.4	2476.6	2313.1	2370.4	2391.7	2376.8	2378.9
42.5°	6544.2	3169.1	2277.0	2342.8	2340.7	2232.4	2196.3	2245.1	2300.3	2306.7	2302.5
45°	6469.8	3014.0	2215.4	2213.2	2255.7	2085.8	2075.2	2104.9	2183.5	2221.7	2219.6
47.5°	6387.0	2884.4	2121.9	2062.4	2075.2	1994.5	1977.5	1990.2	2085.8	2147.4	2164.4
50°	6282.9	2754.9	2005.1	1924.4	1871.3	1909.5	1913.8	1915.9	2011.5	2081.6	2096.4
52.5°	6200.1	2657.2	1871.3	1811.8	1748.1	1833.0	1864.9	1869.2	1926.5	1983.9	1994.5
55°	6248.9	2601.9	1739.6	1697.1	1639.8	1754.5	1816.1	1824.6	1837.3	1879.8	1886.1
57.5°	6395.5	2614.7	1633.4	1578.2	1535.7	1661.0	1765.1	1771.4	1763.0	1813.9	1822.4
60°	6440.1	2608.3	1554.8	1446.5	1421.0	1561.2	1690.7	1703.5	1701.4	1775.7	1790.6
62.5°	6253.2	2527.6	1476.2	1336.0	1319.0	1459.2	1586.7	1637.6	1648.3	1754.5	1773.6
65°	5813.5	2361.9	1372.1	1219.2	1219.2	1350.9	1486.8	1556.9	1586.7	1729.0	1750.2
67.5°	5233.6	2166.5	1265.9	1119.4	1115.1	1246.8	1380.6	1452.8	1499.6	1692.9	1705.6
70°	4343.7	1903.1	1134.2	1011.0	1011.0	1130.0	1251.1	1338.1	1406.1	1624.9	1624.9
72.5°	2975.8	1582.4	974.9	887.8	890.0	1000.4	1123.6	1221.3	1302.0	1489.0	1493.2
75°	1881.9	1236.2	800.8	756.2	764.7	868.7	996.2	1098.1	1259.6	1472.0	1478.3
77.5°	1000.4	868.7	637.2	626.6	637.2	732.8	875.1	1015.3	1263.8	1276.5	1255.3
80°	647.8	616.0	503.4	482.2	486.4	590.5	779.5	964.3	1015.3	1028.0	981.3
82.5°	352.6	390.8	356.8	335.6	335.6	460.9	664.8	766.8	728.5	605.4	577.7
85°	150.8	182.7	184.8	161.4	155.1	284.6	446.0	418.4	388.7	371.7	367.5
87.5°	42.5	59.5	59.5	44.6	34.0	78.6	89.2	25.5	0.0	2.1	4.2
90°	0.0	0.0	0.0	0.0	0.0	0.0	0.0	0.0	0.0	0.0	0.0

(END OF REPORT)